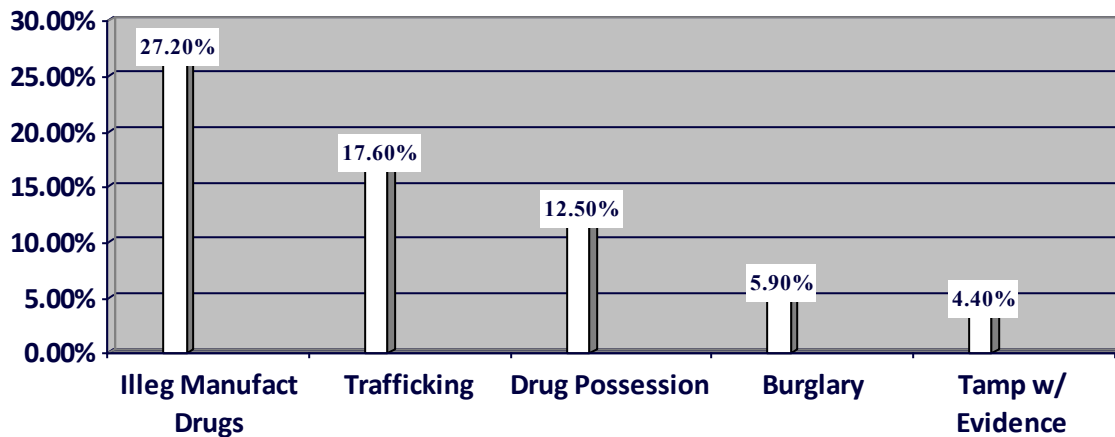




# Clinton County Snapshot– 2011

## Commitments and Releases

<u>Commitments</u>	<u>Portion of County's Commitments</u>
Total –136 (.6% of total DRC commitments)	Truly Non-Violent Offenders – too small to be reliable
County's portion of state resident population –.36%	F4 and F5 – 60.3 %
County's share of current DRC inmate population – .4%	Community Control Violators – 19.1%



<u>Releases</u> *based on county of commitment
Total – 117 (.52% of total DRC releases)
PRC/Parole – 32 (27.4%)
Judicial Release – 19 (16.2%)
Expiration of Sentence – 66 (56.4%)

### Transitional Control

Number of Participants	10
Completion Rate	100%
Veto Rate	24% (5)
Statewide Completion Rate	75%

### Recidivism \*3 year follow up of 2008 releases

Technical	4.8%	Statewide Technical	5.8%
New Crime	26.7%	Statewide New Crime	25.4%
Total	31.5%	Statewide Total	31.2%



# Adult Parole Authority

APA Court Supervision: None

Parole Officer	1: 100% non-court
Senior Parole Officer	0
Support Staff	.32: 100% non-court
Supervisor	.25: 100% non-court

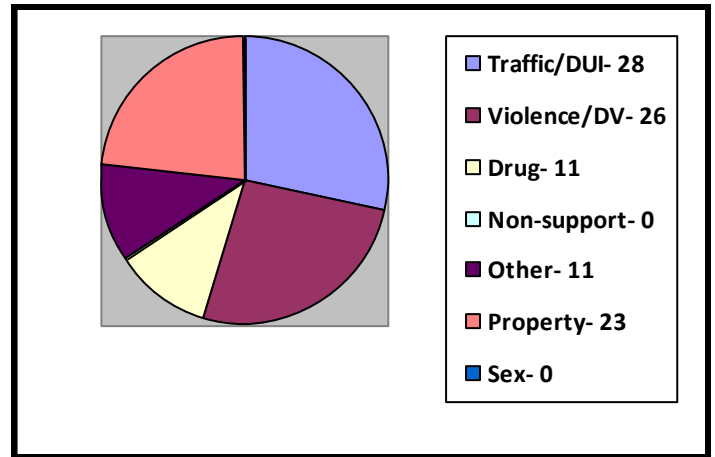
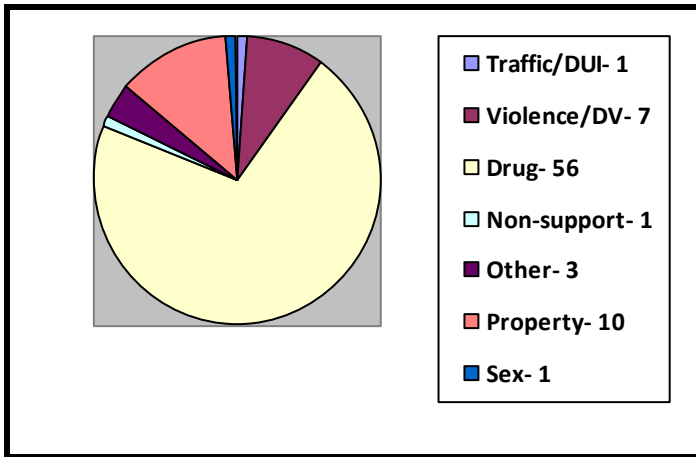
## Supervision Type

CC	CPA	CPR	IPP	JUR	PAR	PRC	PRO	TIL	TRC	TOTAL
Community Control	Compact Parole	Compact Probation	Intensive Prison Program	Judicial Release	Parole	Post Release Control	Probation	Treatment In Lieu	Transitional Control	
23	3	4	1	1	1	38	0	4	0	75

## Community Corrections Act (CCA) Funded Supervision

CCA Prison Diversion: Total 79

CCA Jail Diversion: Total 99



Successful Completion- 57%  
Statewide Completion- 52%

Successful Completion- 48%  
Statewide Completion- 80%

## Community Funding—\$730,537

CCA Prison Diversion	\$179,515
CCA Jail Diversion	\$110,920
CBCF	\$321,689
Halfway House	\$118,413