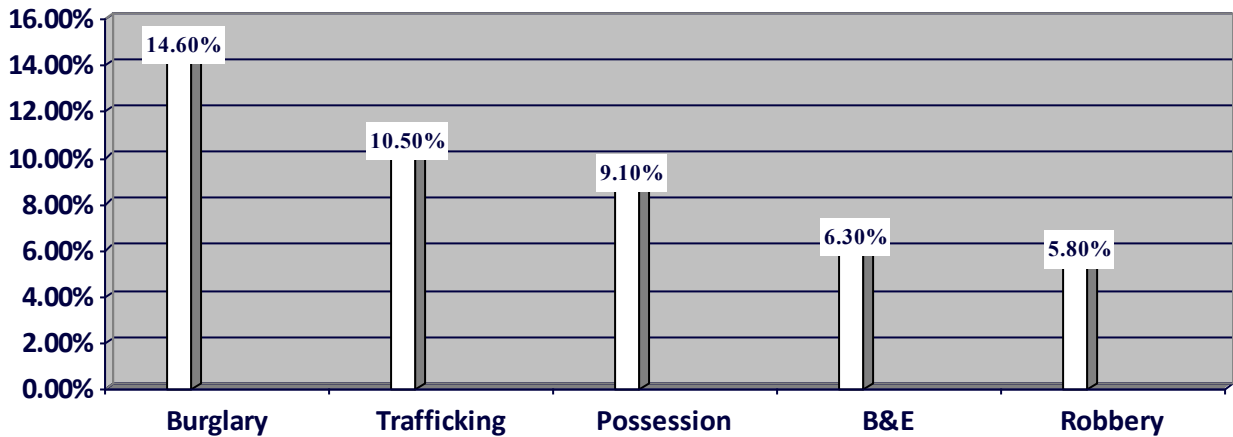




# Clark County Snapshot– 2011

## Commitments and Releases

<u>Commitments</u>	<u>Portion of County's Commitments</u>
Total –363 (1.6% of total DRC commitments)	Truly Non-Violent Offenders – too small to be reliable
County's portion of state resident population –1.2%	F4 and F5 – 61.7 %
County's share of current DRC inmate population – 1.7%	Community Control Violators – 9.4%



<u>Releases</u> *based on county of commitment
Total – 386 (1.72% of total DRC releases)
PRC/Parole – 118 (30.6%)
Judicial Release – 15 (3.9%)
Expiration of Sentence – 253 (65.5%)

### Transitional Control

Number of Participants	52
Completion Rate	59%
Veto Rate	38% (39)
Statewide Completion Rate	75%

### Recidivism \*3 year follow up of 2008 releases

Technical	1.8%	Statewide Technical	5.8%
New Crime	32.7%	Statewide New Crime	25.4%
Total	34.6%	Statewide Total	31.2%



# Adult Parole Authority

APA Court Supervision: None

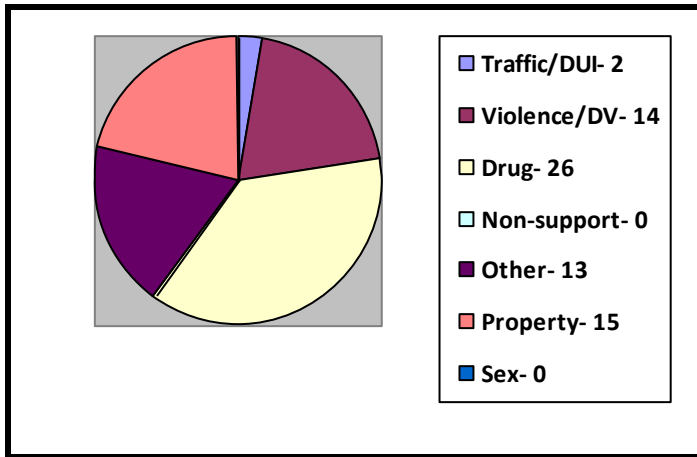
Parole Officer	4: 100% non-court
Senior Parole Officer	1: 100% non-court
Support Staff	1: 100% non-court
Supervisor	1: 100% non-court

## Supervision Type

CC	CPA	CPR	IPP	JUR	PAR	PRC	PRO	TIL	TRC	TOTAL
Community Control	Compact Parole	Compact Probation	Intensive Prison Program	Judicial Release	Parole	Post Release Control	Probation	Treatment In Lieu	Transitional Control	
85	14	19	7	7	7	158	2	2	0	301

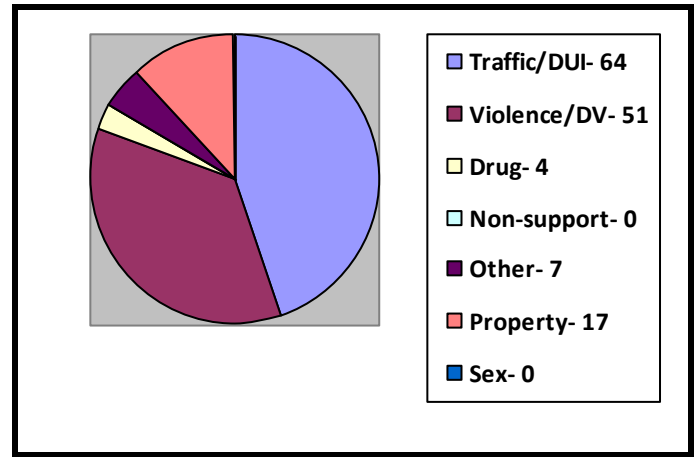
## Community Corrections Act (CCA) Funded Supervision

CCA Prison Diversion: Total 70



Successful Completion- 66%  
Statewide Completion- 52%

CCA Jail Diversion: Total 143



Successful Completion- 56%  
Statewide Completion- 80%

## Community Funding—\$789,646

CCA Prison Diversion	\$187,404
CCA Jail Diversion	\$121,239
CBCF	\$0
Halfway House	\$481,003