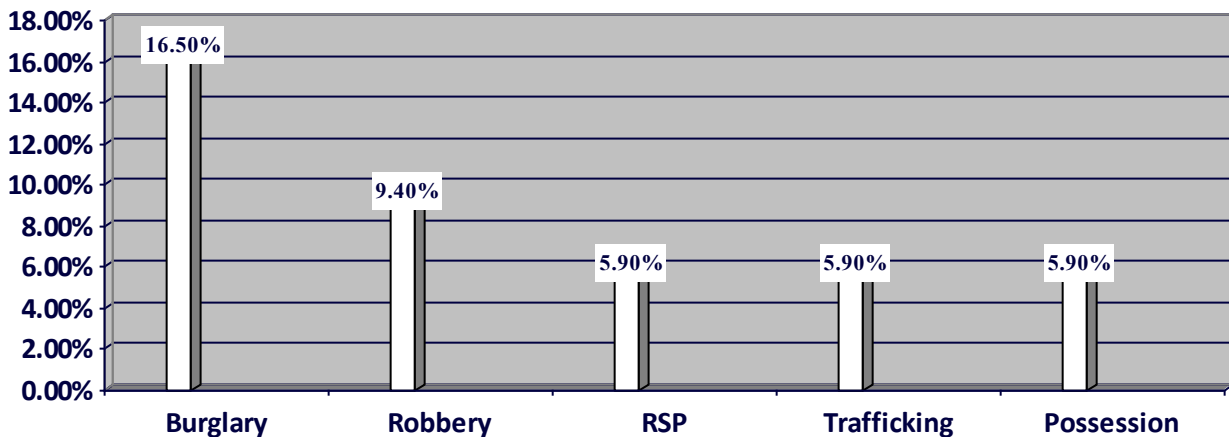




# Ashtabula County Snapshot– 2011

## Commitments and Releases

<u>Commitments</u>	<u>Portion of County's Commitments</u>
Total –85 (.4% of total DRC commitments)	Truly Non-Violent Offenders – too small to be reliable
County's portion of state resident population –.88%	F4 and F5 – 42.4 %
County's share of current DRC inmate population – .5%	Community Control Violators – 9.4%



<u>Releases</u> *based on county of commitment
Total – 92 (.41% of total DRC releases)
PRC/Parole – 44 (47.8%)
Judicial Release – 13 (14.1%)
Expiration of Sentence – 35 (38%)

## Transitional Control

Number of Participants	17
Completion Rate	78%
Veto Rate	5% (1)
Statewide Completion Rate	75%

## Recidivism \*3 year follow up of 2008 releases

Technical	11.6%	Statewide Technical	5.8%
New Crime	17.3%	Statewide New Crime	25.4%
Total	28.9%	Statewide Total	31.2%



# Adult Parole Authority

APA Court Supervision: Yes: ISP Probation

Parole Officer	3: 60% court & 40% non-court
Senior Parole Officer	0
Support Staff	1: 20% court & 80% non-court
Supervisor	1 / 0 court

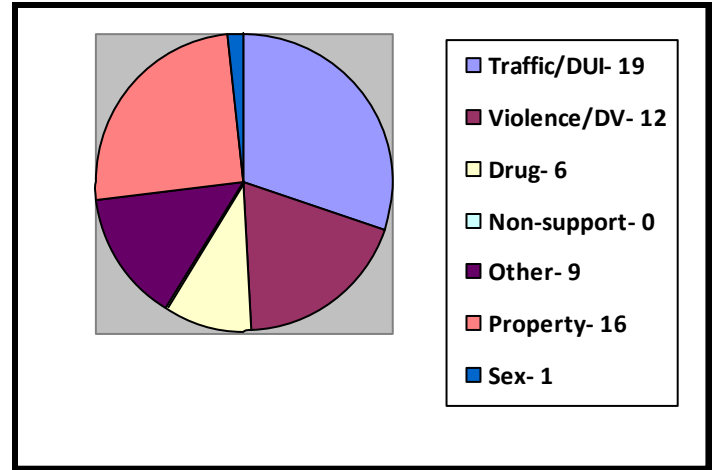
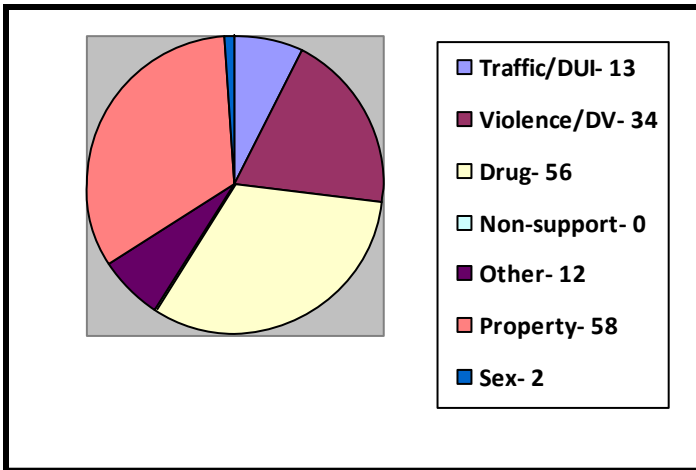
## Supervision Type

CC	CPA	CPR	IPP	JUR	PAR	PRC	PRO	TIL	TRC	TOTAL
Community Control	Compact Parole	Compact Probation	Intensive Prison Program	Judicial Release	Parole	Post Release Control	Probation	Treatment In Lieu	Transitional Control	
120	15	43	1	8	9	56	2	14	0	268

## Community Corrections Act (CCA) Funded Supervision

CCA Prison Diversion: Total 175

CCA Jail Diversion: Total 63



Successful Completion- 62%  
Statewide Completion- 52%

Successful Completion- 86%  
Statewide Completion- 80%

## Community Funding—\$884,380

CCA Prison Diversion	\$241,978
CCA Jail Diversion	\$68,541
CBCF	\$397,573
Halfway House	\$176,288